

Congregations Meeting on Sunday October 11th at 9:30am in the fellowship hall. Contact Ted Washburn with any agenda items

Chiavetta's Chicken BBQ at American Legion Wheatfield Post 1451 on Sunday October 4th from 11:30 am until 3:30pm. \$11 per dinner that includes half a chicken, pasta salad, baked beans, and a roll with butter. Tickets sold in advance by officers of the Post, Auxiliary, Son's, Riders or in Lounge.

Chiavetta's Chicken BBQ at St. Peter's Church in Sanborn on Thursday, October 8th from 4-6pm. Drive Thru only. \$12 per dinner that includes chicken, potato salad, Macaroni salad, roll and brownie. For tickets call Wendy 628-4083 or Derek 628-0661.

Finance:

General Fund: \$11,710

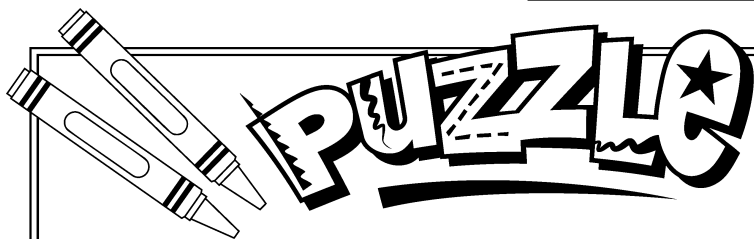
Benevolence: \$1,720

Capital Improvements: \$995

In Memory:

In memory of Richard St. John, \$50 was given to the Capital improvement fund.

In memory of Pearl DeVantier, \$50 was given to the Capital improvement fund.



A PLANTING PARABLE

Jesus had to explain his Parable of the Sower to the confused disciples.

Directions: Use the word bank to answer the clues. Then fill in the correct words below to complete Matthew 13:23, NIV.

WORD BANK: sow, soil, wither, root, thorn, crop, seed, farmer

1. Plant part that absorbs water
2. Contains what's needed to grow a plant
3. To plant
4. Sharp part of a plant
5. What is harvested.
6. To dry up and shrivel
7. Person who plants
8. The earth a plant grows in.

"But the _____ falling on good _____ refers to someone who hears the word and understands it.

This is the one who produces a _____, yielding a hundred, sixty or thirty times what was _____ n."

MATTHEW 13:23, NIV

Make a "Harvest Cross"


to remind you always to be thankful.

You will need:

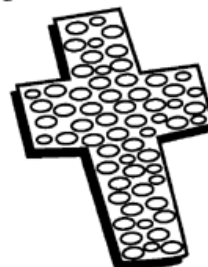
- ✦ a piece of cardboard
- ✦ glue
- ✦ bag of dried, mixed beans
- ✦ scissors

How to make it:

- ✦ Cut the cardboard into the shape of a cross.



- ✦ Glue the beans to the cross. You can arrange the beans in a pattern or glue them on randomly.



SEED impressions

Create autumn-themed artwork using items from plants.



What you need:

- Seed pods, nuts, pine cones
- Mixing bowl
- 2 cups flour
- 1 cup salt
- 1 cup warm water
- Adult help

What you do:

1. Go on a nature walk and collect seeds with interesting textures.
2. In the bowl, mix flour and salt. Gradually add water. On a table, knead the dough. (If too dry, add more water; if too sticky, add more flour.)
3. Flatten a ball of dough and stamp impressions in it with the seeds.
4. If desired, bake for several hours at 150 degrees until dry and hard. Or, to reuse dough, store in an airtight container up to 6 months.

Answer: root, seed, sow, soil, wither, root, thorn, crop, seed, farmer, soil, seed, soil.

Serving in God's house in October

GREETERS: No Greeters until further notice

TRUSTEE: October 4- Justin DeVantier
October 11- Bruce Milleville
October 18- Brian DeVantier
October 25- Tim Milleville

READERS: October 4- Early: Donna Driess	Late: George Brown
October 11- Early: Margaret Wittmeyer	Late: Mary Burgio
October 18- Early: Judy DeVantier	Late: Pam DeVantier
October 25- Early: Beth Wruck	Late: Bob Gardiner

ACOLYTES: Early: Volunteer Needed Late: Volunteer Needed

ALTAR CARE: Margaret Schmidt and Laurie Schmidt

COMMUNION ASSISTANTS

October 4- Early: Duane DeVantier
Late: John Schultz

October 18- Early: Ted Washburn
Late: Fred DeVantier

ORGANIST: October 4- Janet Galvano
October 11- Janet Galvano
October 18- Jennifer Parris
October 25- Jennifer Parris

COFFEE HOUR HOSTS: No Coffee Hour until Further notice

Our thanks to all who served so faithfully in worship in September and also those who will be serving in various ways at worship in October.



Reformation
Sunday

REMINDER:

Sunday, October 25th is Reformation Sunday. We will only have ONE morning service at 10:00am.

